



Committed to clean water

Harri Kerminen, President & CEO
February 9, 2010

Water is the connection **kemira**

DISCLAIMER

This presentation does not constitute an offer to sell or a solicitation to buy any shares in any jurisdiction to any person to whom it is unlawful to make such an offer in such jurisdiction. No actions have been taken to register or qualify the share dividend or otherwise to permit a public offering of the Tikkurila shares in any jurisdiction outside of Finland. Persons into whose possession this presentation comes must inform themselves of and observe all such restrictions. In particular, the dividend shares have not been, and will not be, registered under the U.S. Securities Act of 1933, as amended (the "Securities Act"), or under the securities laws of any state of the United States and, accordingly, may not be offered or sold, directly or indirectly, in or into the United States (as defined in Regulation S), unless registered under the Securities Act or where such registration is not required. More information on Tikkurila and the share dividend will be made available in listing memorandum to be published in Finland in connection with the payment of the share dividend.

This presentation contains, or may be deemed to contain, forward-looking statements. These statements relate to future events or our future financial performance, including, but not limited to, strategic plans, potential growth, planned operational changes, expected capital expenditures and future cash sources and requirements, that involve known and unknown risks, uncertainties and other factors that may cause Kemira Oyj's or its businesses' actual results of operations, levels of activity, performance or achievements to be materially different from those expressed or implied by any forward-looking statements. In some cases, such forward-looking statements can be identified by terminology such as "may," "will," "could," "would," "should," "expect," "plan," "anticipate," "intend," "believe," "estimate," "predict," "potential," or "continue," or the negative of those terms or other comparable terminology.

By their nature, forward-looking statements involve risks and uncertainties because they relate to events and depend on circumstances that may or may not occur in the future. Future results may vary from the results expressed in, or implied by, the forward-looking statements contained in this presentation, possibly to a material degree. All forward-looking statements made in this presentation are based on information presently available to management and Kemira Oyj assumes no obligation to update any forward-looking statements, unless obligated to do so under applicable law or regulation.

Agenda

Highlights of year 2009 and Q4/2009

Dividend and listing Tikkurila's shares on NASDAQ OMX Helsinki

Strategy

Vision: A leading water chemistry company

- Focus on water-intensive industries

- Growth from water related applications

- Expansion in selected growth markets

- Continuous investment in research and development



Highlights of year 2009

Targets for 2009 were met

Announced focus areas in 2009: improving profitability, reinforcing cash flow and balance sheet

Profit 

- All segments improved operative EBIT margin
- Higher sales prices, lower variable and fixed costs

Cash flow targets exceeded

- EBITDA 
- NWC 
- CAPEX 

Balance sheet strengthened

- Gearing from 107% to 53%



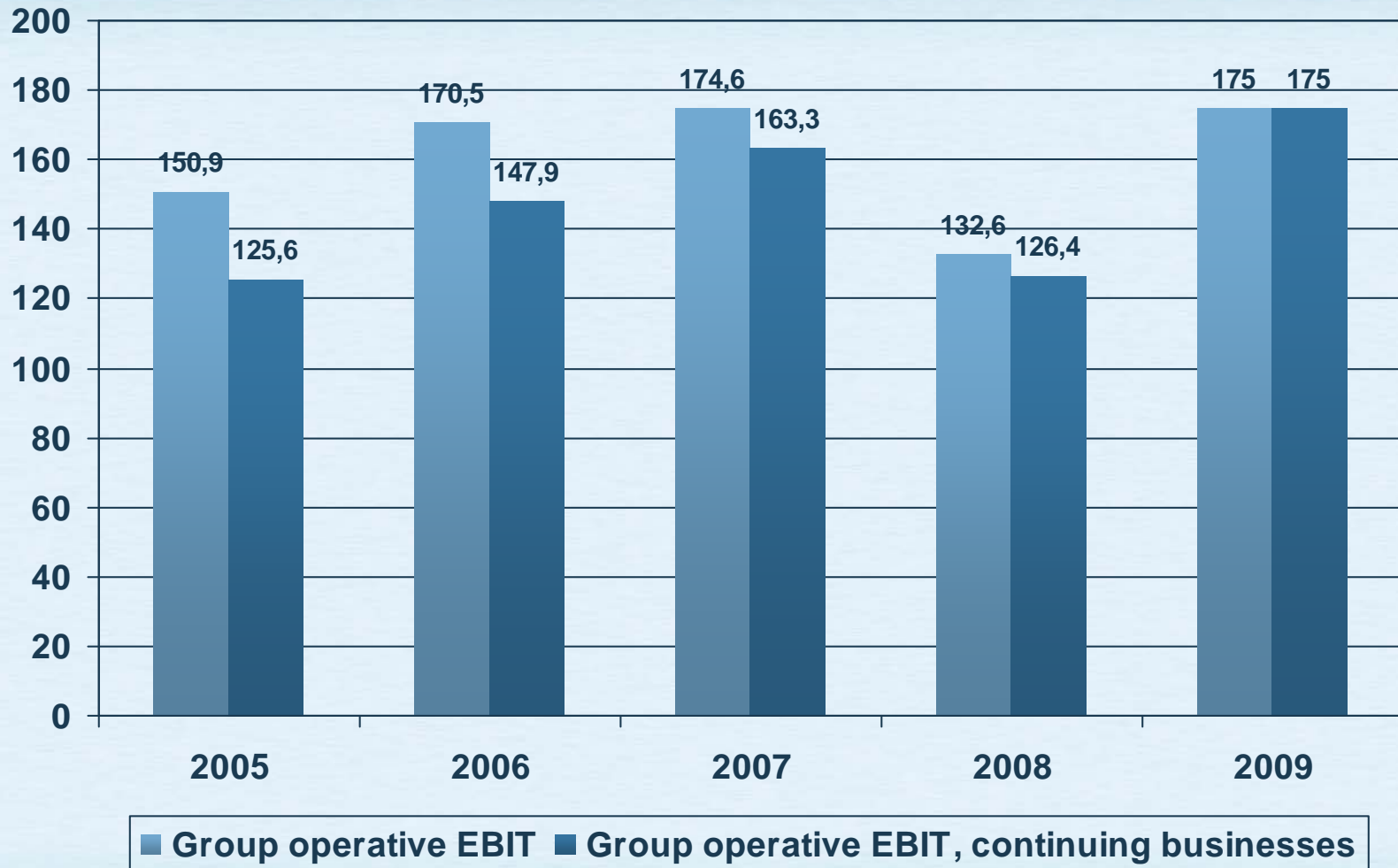
Operative EBIT increased by 32% in 2009

(EUR million)	2009	2008 continuing*	2008 reported
Revenue	2,500.1	2,685.2	2,832.7
Operative EBIT	175.0	126.4	132.6
Operative EBIT, %	7.0	4.7	4.7
EPS (EUR)**	0.61		-0.01
CapEx excl. acquisitions	82.2		161.0
Cash flow after investments	202.2		2.7
Personnel at the period end	8,493		9,405

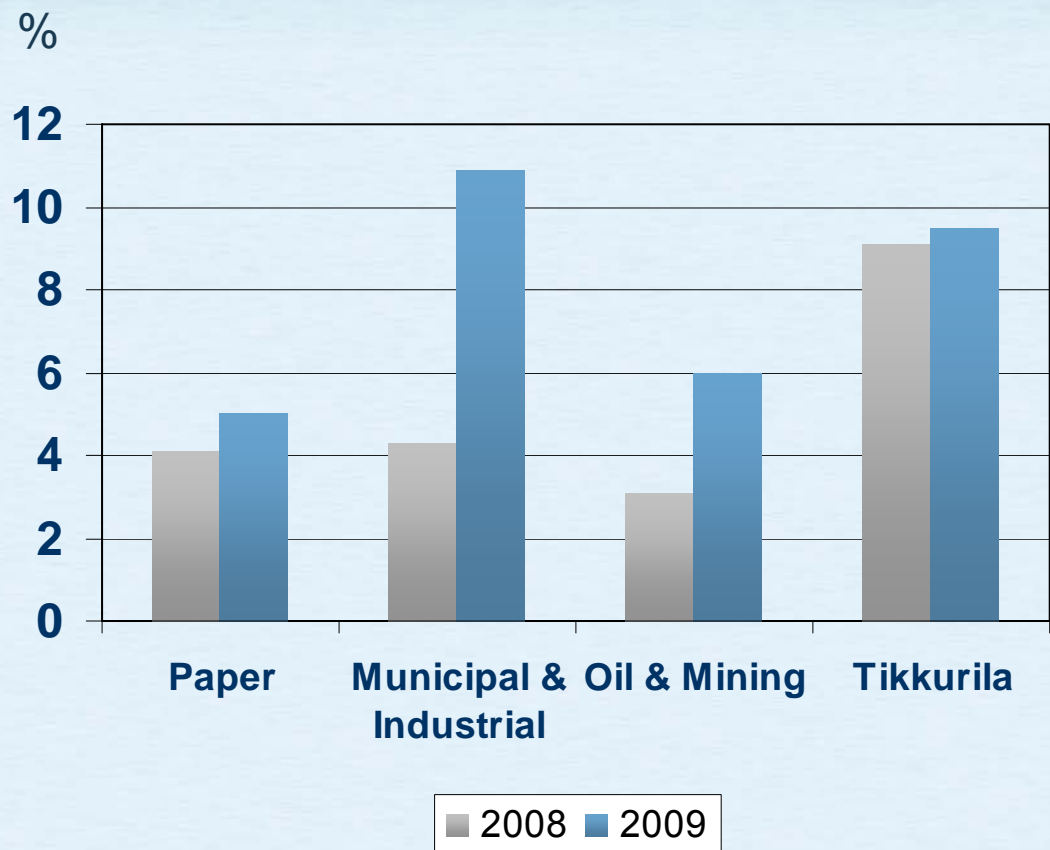
*In the figures for continuing businesses, the impact of the titanium dioxide business that was transferred to a JV is excluded.

**Historical per share figures have been adjusted with the rights offering

The best ever operative EBIT

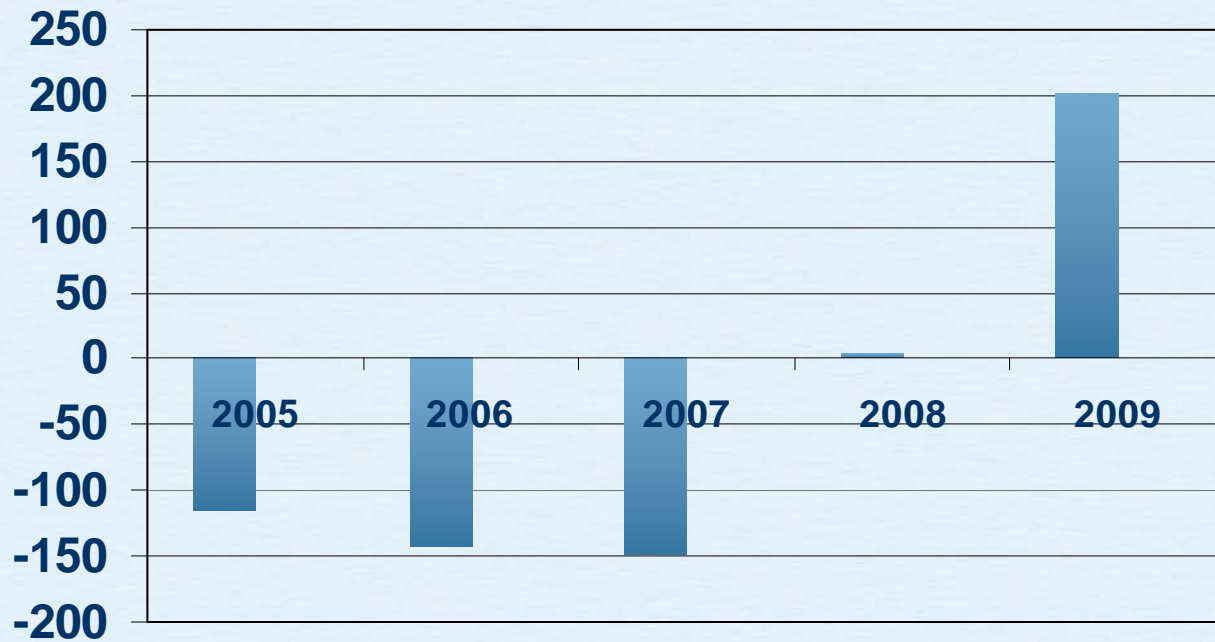


All segments improved operative EBIT margin 2009 vs. 2008



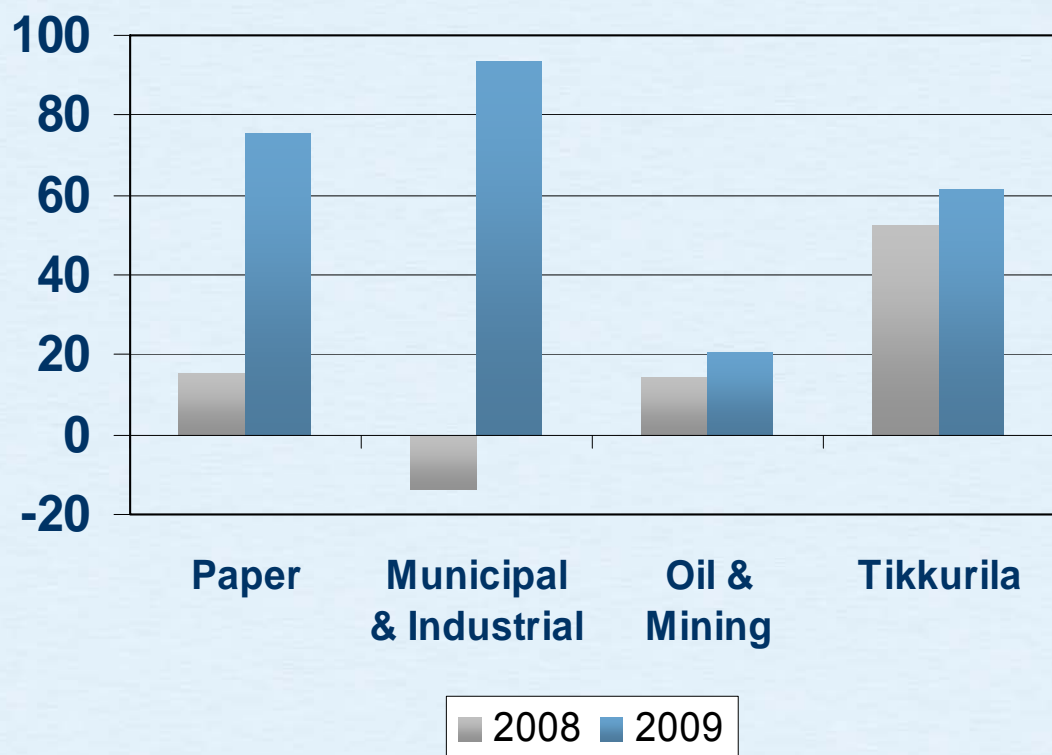
Significant improvement in cash flow after investments

Cash flow after investments 2005–2009, EUR million



All segments reported strong cash flow in 2009*

EUR million



*Cash flow after investments, excluding interest and taxes

Gearing halved to 53%, target level 40-80%

Balance sheet strengthened due to very strong cash flow and the rights offering completed in Q4.

No refinancing needs until 2011 when the existing EUR 750 million revolving credit facility will be renegotiated (unused amount Dec 31: EUR 549 million).

(EUR million)	31 Dec 09	31 Dec 08
Net debt	675.6	1,049.1
Equity	1,268.8	976.0
Capital employed*	1,963.3	2,062.8
Net Working Capital	292.8	358.6
Gearing, %	53	107
Equity ratio, %	45	34

*12-month rolling average



Highlights of Q4

Q4/2009: Increased operative EBIT and very strong cash flow

(EUR million)	Q4/2009	Q4/2008	Change
Revenue	594.7	627.6	5%
Operative EBIT	27.8	11.7	138%
Operative EBIT, %	4.7	1.9	
EPS (EUR)*	0.06	-0.52	
CapEx excl. acquisitions	31.7	44.7	
Cash flow after investments	27.1	-63.0	

*Historical per share figures have been adjusted with the rights offering

Paper in Q4/2009

Revenue decreased by 7%

- Demand in the paper industry continued to be weak
- Increasing demand for pulp chemicals

EBIT EUR 14.6 million (9.8)*

- Lower costs compensated lower sales volumes

A 3-year R&D partnership with Metso started

- Kemira to handle the chemical control of Metsos's pilot paper machines



(EUR million)	Q4/09	Q4/08	2009	2008
Revenue	229.6	246.8	906.4	1,003.3
Operative EBIT	14.6	9.8	44.9	41.5
Operative EBIT, %	6.4	4.0	5.0	4.1

*Excluding non-recurring items

Municipal & Industrial in Q4/2009

Comparable revenue at the level of Q4/2008

- Reclassification of customer assignments decreased revenue by EUR 8 million
- Slight increase in delivery volumes, despite weaker demand in some customer industries

EBIT EUR 12.9 million (6.9)*

- Lower costs
- Lower average sales prices



(EUR million)	Q4/09	Q4/08	2009	2008
Revenue	140.6	147.0	607.5	583.7
Operative EBIT	12.9	6.9	66.4	25.0
Operative EBIT, %	9.2	4.7	10.9	4.3

Oil & Mining in Q4/2009

Comparable revenue declined by 10%

- Reclassification of customer assignments increased revenue by EUR 9 million
- Chemicals demand recovered slightly in oil, gas and metal industries towards year end as prices rose

EBIT EUR 5.5 million (0.6)*

- Lower costs

The decision to shut down the polymer manufacturing site in Columbus was reversed

- The site will focus on customers in the oil and gas industries where demand is expected to increase



(EUR million)	Q4/09	Q4/08	2009	2008
Revenue	69.4	66.6	235.0	275.4
Operative EBIT	5.5	0.6	14.2	8.4
Operative EBIT, %	7.9	0.9	6.0	3.1


Tikkurila in Q4/2009

Revenue declined by 5%, i.e. by EUR 5 million

- Slowdown in new construction and in building material sales continued
- Currency exchange effect EUR -5 million
- Acquisitions EUR +2 million

EBIT EUR -4.7 million (-12.6)

- Higher average sales prices
- Lower costs
- Currency exchange effect EUR +2 million



(EUR million)	Q4/09	Q4/08	2009	2008
Revenue	98.5	103.5	530.2	648.1
Operative EBIT	-4.7	-12.6	50.1	59.2
Operative EBIT, %	-4.8	-12.2	9.5	9.1

Other (Specialty chemicals and Group expenses)

Specialty chemicals

- Specialty product lines based on a niche strategy: organic salts and acids for the food, feed, and pharmaceutical industries

Demand was good, with good price level and profitability



(EUR million)	Q4/09	Q4/08	2009	2008*
Revenue	77.8	82.0	300.4	267.2
Operative EBIT	-0.5	6.9	-0.6	-7.9

*Excluding the titanium dioxide business

Outlook

In 2010, Kemira expects demand to develop favorably as the economic situation improves, even though there's still uncertainty with the development of the demand.

In Q1/2010, Kemira's operating profit excluding non-recurring items is expected to increase from the corresponding period in 2009.





Dividend and listing Tikkurila's shares on NASDAQ
OMX Helsinki

Dividend

Tikkurila Oyj's shares as dividend

- Each 4 Kemira's shares entitle their holder to receive 1 share of Tikkurila Oyj as a dividend
- 86% of Tikkurila's shares to be distributed as dividend
- Kemira will retain a 14% minority holding

Board proposal for dividend authorization

- Authorizing the Board to decide upon a cash dividend of a maximum of EUR 0.27 per share
- Valid until May 31, 2010



Separating Tikkurila in brief

Goal of separating Tikkurila

- To increase shareholder value for Kemira's shareholders

Transaction structure

- Kemira to distribute 86% of the shares of Tikkurila as dividend to Kemira's shareholders.
- Fractional shares collected and sold in open market by SEB Enskilda and cash consideration paid to shareholders

Preliminary timetable

- March 16: AGM
- March 19: Record date
- March 26: Shares in shareholders' book-entry accounts, trading commences





Strategy

Vision: A leading water chemistry company

Water is the connection

kemira

Vision | A leading water chemistry company

Focus on water-intensive industries

Growth from water related applications

Expansion in selected growth markets

Continuous investments in research and development



Focus in 2010

Improving profitability

Reinforcing positive cash flow

Moving to the next phase: profitable growth





Water is the connection **kemira**