

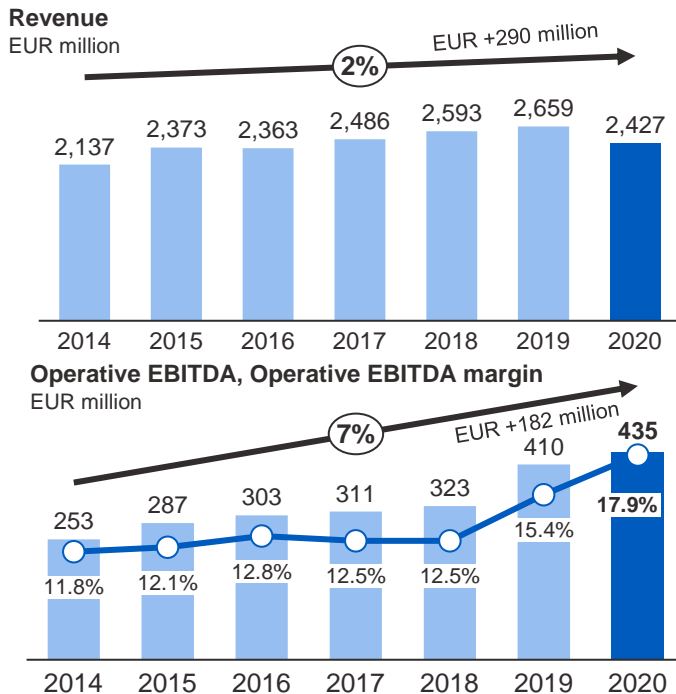
Kemira – solid equity story with good profitability improvement track record

KEMIRA TODAY

Kemira is a global chemicals company serving customers in water-intensive industries



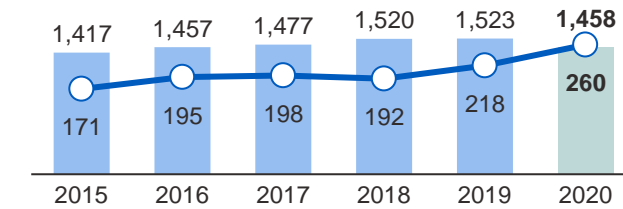
DELIVERING PROFITABLE GROWTH



PULP & PAPER SEGMENT

Last 12 months (Q2/20-Q1/21): Revenue EUR 1,449 million, Operative EBITDA EUR 263 million, margin 18.2%

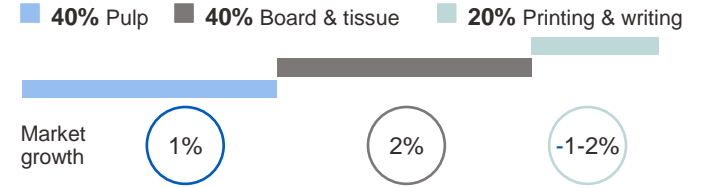
Revenue and operative EBITDA (EUR million)



Market environment

Solenis
Kemira (pulp and paper) market share ~16%
 Nouryon (pulp)
 Ecolab (paper)
 Kurita (paper)

Revenue by customer type and market growth



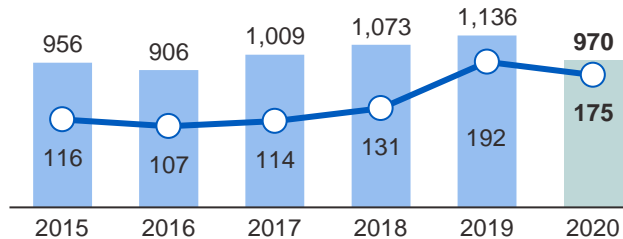
Customer examples

- #1 UPM
- #2 APP, INTERNATIONAL PAPER, Klabin, Mondi
- #3 BILLERUDKORSNÄS, Kimberly-Clark, Metsä, storEnso
- #4
- #5

INDUSTRY & WATER SEGMENT

Last 12 months (Q2/20-Q1/21): Revenue EUR 943 million, Operative EBITDA EUR 168 million, margin 17.8%

Revenue and operative EBITDA (EUR million)

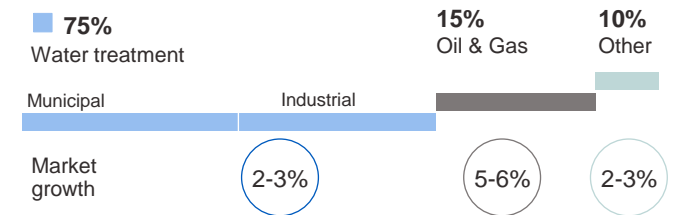


Market environment

Water treatment
 Kemira's market share ~30% in coagulants and ~20% in polymers
 Main competitors in coagulants:
 • Feralco (Europe)
 • Kronos (Europe)
 • Chemtrade (US)
 • USAlco (NA)

Oil & Gas
 Kemira's market share ~25% in polymers used for friction in shale oil
 Main competitors in polymers (also in water treatment):
 • SNF
 • Solenis
 • Nalco
 • Solvay (only O&G)

Revenue by customer type and market growth



Customer examples

Municipal customer examples

- | | | |
|-----------|---------------|-----------|
| Amsterdam | Berlin | Oslo |
| Barcelona | Los Angeles | Paris |
| Edinburgh | Madrid | Shanghai |
| Frankfurt | Melbourne | Singapore |
| Hamburg | Miami | Stockholm |
| Helsinki | Montreal | Toronto |
| Hong Kong | New York City | Winnipeg |

Industrial customer examples

- | | |
|--------------|-----------|
| Carlsberg | Orkla |
| BRENTAG | UNIVAR |
| HALLIBURTON | FRAC-CHEM |
| BAKER HUGHES | Chevron |

Strategy, financial targets and dividend

STRATEGY IN BRIEF – HOW KEMIRA CREATES VALUE

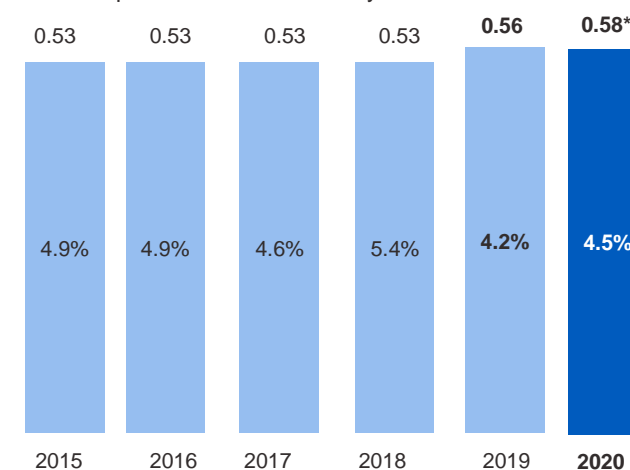
 <p>OUR MARKET FOCUS</p> <p>Chemicals for Pulp & Paper, Oil & Gas and Water Treatment</p> <p>#1 or #2 in our core markets</p> <p>Market growth estimated to be 3-4% p.a. supported by higher use of fiber-based products, resource efficiency and regulation</p>	 <p>BUILDING A GREAT CHEMICALS COMPANY</p> <p>Great products: 4 core areas are polymers, coagulants, sizing and bleaching chemicals which meet our customers' needs incl. resource efficiency</p> <p>Great operations: Deliver reliably with consistent quality</p> <p>Great people: Deep application expertise and innovation capability</p>	 <p>EXECUTION – ACTIVE PRICE MANAGEMENT</p> <p>Improving product and market mix</p> <p>Focusing on capital efficiency</p> <p>Investing selectively in core product areas with higher return on capital employed</p>
--	--	---

FINANCIAL TARGETS

Targets	2019	IFRS 16 impact	2020	Q1 2021	Financial target
Revenue	MEUR 2,659 Change +3%	-	MEUR 2,427 Change -9%	MEUR 606 Change -6%	Above-market growth
Operative EBITDA*	15.4%	Around +1.3%-point	17.9%	17.3%	15-18%
Gearing*	66%	Around +11%-points	63%	67%	Below 75%

STABLE AND COMPETITIVE DIVIDEND

Dividend per share and dividend yield



*Dividend to be paid in two installments, first paid in April and the second installment in November.