

Kemira – solid equity story with good profitability improvement track record

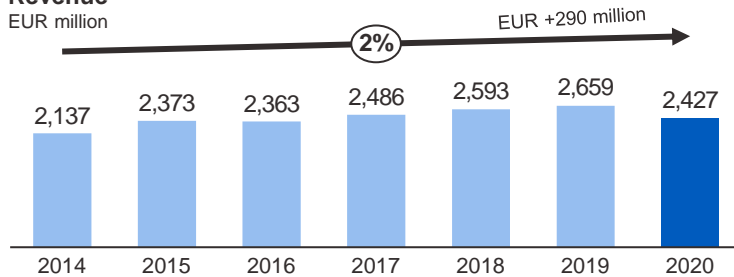
KEMIRA TODAY

Kemira is a global leader in sustainable chemical solutions for water-intensive industries

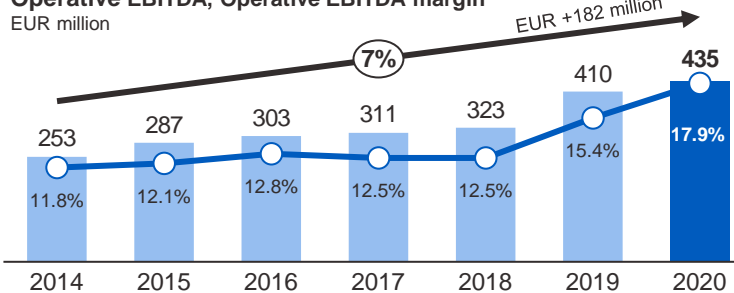


DELIVERING PROFITABLE GROWTH

Revenue
EUR million



Operative EBITDA, Operative EBITDA margin
EUR million



kemira

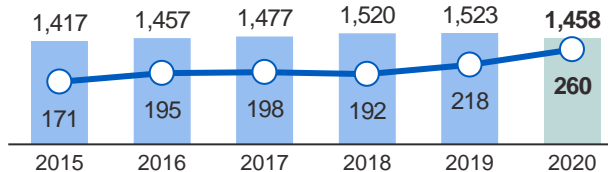


Investor Relations contact: Mikko Pohjala | VP, Investor Relations | +358 40 838 0709 | mikko.pohjala@kemira.com

PULP & PAPER SEGMENT

Last 12 months (Q4/20-Q3/21): Revenue EUR 1,509 million, Operative EBITDA EUR 253 million, margin 16.8%

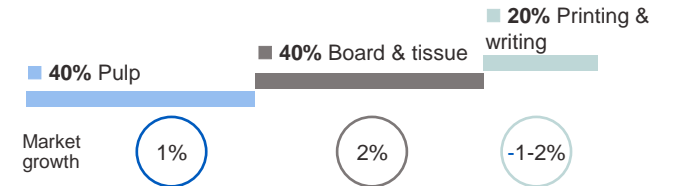
Revenue and operative EBITDA (EUR million)



Market environment

- | | |
|--|----|
| Solenis | #1 |
| Kemira (pulp and paper) market share ~16% | #2 |
| Nouryon (pulp) | #3 |
| Ecolab (paper) | #4 |
| Kurita (paper) | #5 |

Revenue by customer type and market growth



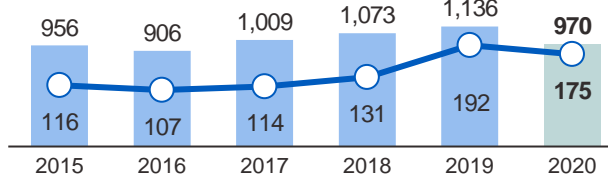
Customer examples



INDUSTRY & WATER SEGMENT

Last 12 months (Q4/20-Q3/21): Revenue EUR 1,053 million, Operative EBITDA EUR 183 million, margin 17.3%

Revenue and operative EBITDA (EUR million)



Market environment

Water treatment

Kemira's market share ~30% in coagulants and ~20% in polymers

Main competitors in coagulants:

- Feralco (Europe)
- Kronos (Europe)
- Chemtrade (US)
- USAIco (NA)

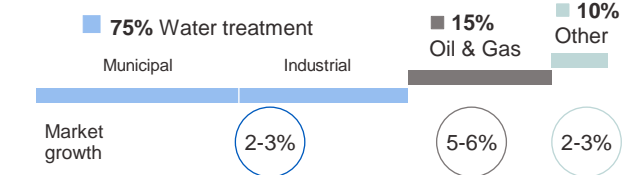
Oil & Gas

Kemira's market share ~25% in polymers used for friction in shale oil

Main competitors in polymers (also in water treatment):

- SNF
- Solenis
- Nalco
- Solvay (only O&G)

Revenue by customer type and market growth



Customer examples

Municipal

customer examples

- | | | |
|-----------|---------------|-----------|
| Amsterdam | Hong Kong | Oslo |
| Barcelona | Los Angeles | Paris |
| Berlin | Madrid | Shanghai |
| Edinburgh | Melbourne | Singapore |
| Frankfurt | Miami | Stockholm |
| Hamburg | Montreal | Toronto |
| Helsinki | New York City | Winnipeg |

Industrial

customer examples



Strategy, financial targets and dividend

STRATEGY IN BRIEF – HOW KEMIRA CREATES VALUE



OUR MARKET FOCUS

Chemicals for Pulp & Paper, Water Treatment and Oil & Gas

#1 or #2 in our core markets

Market growth estimated to be 3-4% p.a. supported by higher use of fiber-based products, resource efficiency and regulation. Growing environmental awareness and sustainability increasingly important drivers for Kemira's customers.



BUILDING A GREAT CHEMICALS COMPANY

Great products:

4 core areas are polymers, coagulants, sizing and bleaching chemicals that meet our customers' needs incl. resource efficiency and sustainability

Great operations:

Deliver reliably with consistent quality

Great people:

Deep application expertise and innovation capability



EXECUTION – ACTIVE PRICE MANAGEMENT

Improving product and market mix

Focusing on capital efficiency

Investing selectively in core product areas with higher return on capital employed

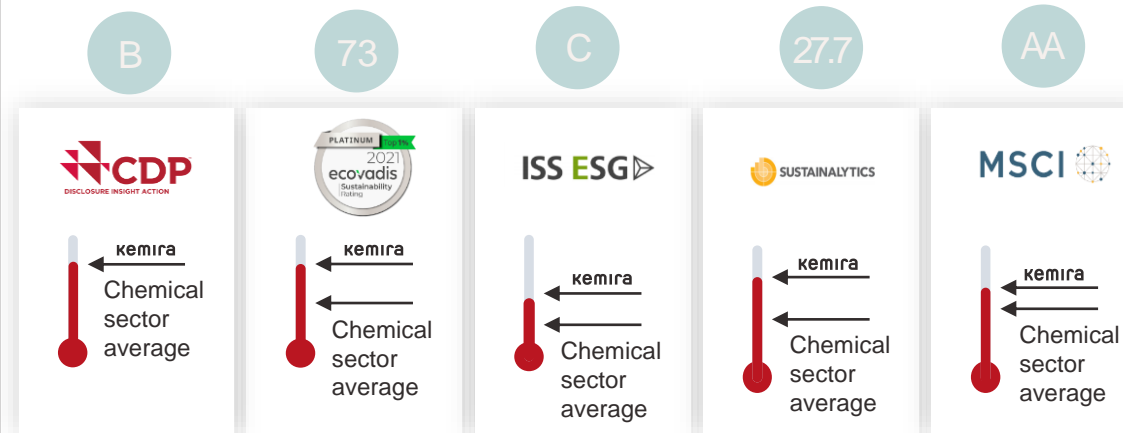
Sustainability at the core of Kemira's strategy

FINANCIAL TARGETS

Targets	2020	Financial target
Revenue	MEUR 2,427 Change -9%	Above-market growth
Operative EBITDA	17.9%	15-18%
Gearing	63%	Below 75%

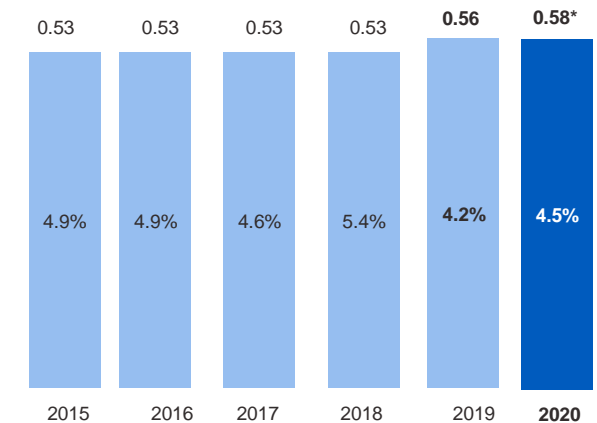
WE HAVE A STRONG COMMITMENT TO SUSTAINABILITY

Kemira's ratings



STABLE AND COMPETITIVE DIVIDEND

Dividend per share and dividend yield



*Dividend to be paid in two installments, first paid in April and the second installment in November.

