

kemira

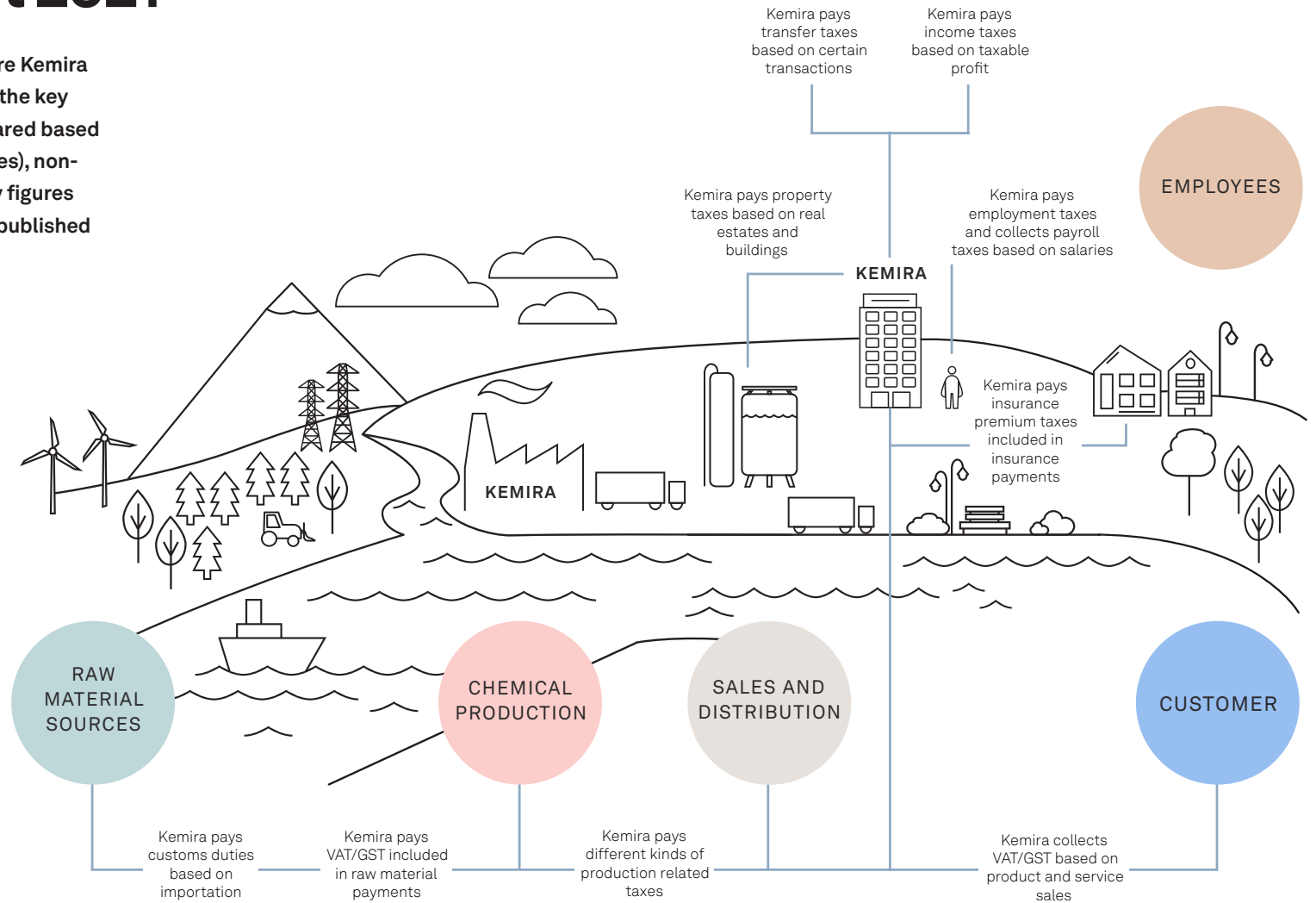
Tax footprint 2021



Tax footprint report 2021

This tax footprint report is a non-audited report, where Kemira publishes the key aspects of its global tax policy and the key tax figures. Kemira's quantitative tax analysis is prepared based on the financial statement (e.g. corporate income taxes), non-audited data derived from Kemira's ERP. The 2020 key figures are in the brackets for comparison purposes. Kemira published the first tax footprint report in 2017.

Kemira prioritizes transparency in tax matters and discloses comparable information package for the investors' and other stakeholders' purposes.



Taxes through the full value chain from raw material supply to finished goods deliveries to customers.

Kemira as a taxpayer in 2021

Kemira’s approach to tax matters is to support responsible business performance in a sustainable way. Taxation is an essential factor in our current business environment and it has a significant impact on our businesses, financing and growth opportunities.

Kemira manages taxes according to the principles set in Kemira’s global tax policy (“Tax Policy”). Tax Policy sets standards to managing and executing tax matters throughout the Kemira group companies. In order to support sustainable business operations with high ethical corporate responsibilities, Tax Policy is aligned with our corporate strategy and values as well as the Kemira Code of Conduct. We are committed to conducting our business in compliance with all applicable laws and regulations and according to high ethical standards. We are a responsible corporate citizen in all our operating countries.

Kemira is a global leader in sustainable chemical solutions for water intensive industries. We provide best suited products and expertise to improve our customers’ product quality, process and resource efficiency. Our focus is on pulp & paper, water treatment and energy industry. Kemira operates in over 100 countries and has subsidiaries approximately in 40 countries globally. Our business is built upon a combination of centralized business processes and local performance. Consequently, our profits are generated both in Finland, our headquarter jurisdiction, and locally according to arm’s length transfer pricing principles.

Chemical industry is a capital-intensive sector and, therefore, it is important that our business operations, structures and financing are organized in the most tax effective way (i.e. corporate income tax, VAT, property tax, customs duties, energy tax, waste tax, withholding tax etc.). Kemira operates in over 100 countries and has subsidiaries globally. Our business is built upon a combination of centralized business processes and local performance. Consequently, our profits are generated both in Finland, our headquarter jurisdiction, and locally according to arm’s length transfer pricing principles.

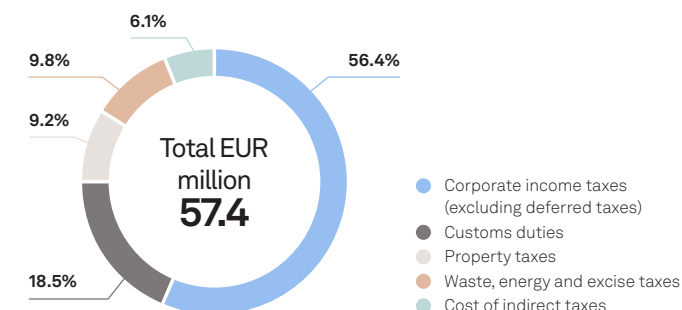
Tax consequences of business operations and decisions can be material e.g. in acquisitions, divestments, financing and transfer pricing. Due to extensive global spread of our operations and investments, our business decisions may have tax impacts in multiple jurisdictions. From tax perspective, the focus is to promote and support profitable organic and inorganic growth in our business segments.

KEMIRA’S TAX CONTRIBUTION

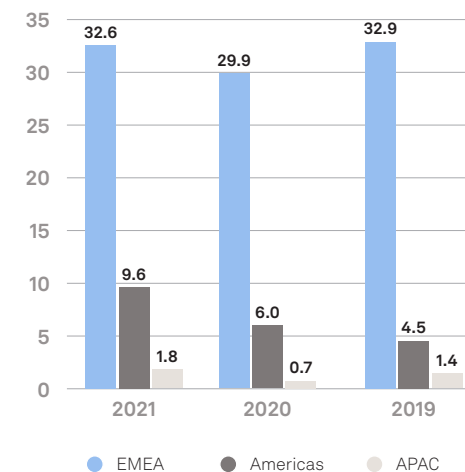
The amount and type of taxes paid by Kemira are shown in the graphics on the right. In 2021, the amount was EUR **211.4** million (EUR 207.1 million) of which EUR **57.4** million (EUR 62.3 million) related to taxes borne and EUR **154.0** million (EUR 144.8 million) to taxes collected.

Taxes borne include corporate income taxes (excluding deferred taxes), property taxes, excise taxes, custom duties, waste taxes, energy taxes and cost of indirect taxes. Taxes collected include value added tax (VAT), goods and services tax (GST), sales and use tax, payroll taxes and withholding taxes.

TAXES BORNE 2021
EUR MILLION AND %



CORPORATE INCOME TAXES BORNE BY REGION ON CASH FLOW BASIS
EUR MILLION



Challenging tax environment in 2021

The global tax environment is arguably more dynamic and challenging than before. The actions of the OECD's Base Erosion and Profit Shifting (BEPS) project has effected the international taxation leading to a several tax legislative changes in many jurisdictions. The requirements for public transparency and mandatory disclosures have increased the administrative burden for multinationals' operations globally. In addition, global economic and environmental changes affect the circumstances of Kemira's operations.

Transfer pricing: OECD will publish new transfer pricing guidelines in early 2022. We have been reviewing our current business models and intercompany pricing logic to be aligned with the upcoming recommendations, based on prior information of the new transfer pricing guidelines. Kemira does not anticipate any need for significant changes due to the new transfer pricing guidelines.

OECD Pillar II: OECD has released its guidance on Pillar II Model Rules for 15% global minimum tax. We have started to analyze the upcoming requirements for Kemira Group.

DAC6: Kemira has implemented a new tax process and reporting tool to meet the DAC6 reporting requirements.

Covid-19: Covid-19 has not had any material impact on Kemira's tax structures, tax compliance or tax instalments. In some jurisdictions, Kemira benefits Covid-19 related tax incentives – mainly regarding investments and depreciations.

Generally Kemira has recognized the following tax trends:

- continuously changing global tax environment,
- increasing administrative burden due to requirements for public transparency and mandatory disclosures as well as related increased penalty risks; and
- increasing complexity around VAT and tax compliance.

Kemira is well prepared to be compliant with new requirements when they are enforced.

Five key elements of Kemira's tax strategy

TAX MANAGEMENT IN THE GROUP

Kemira's Tax Policy follows a sustainable tax strategy in order to implement Kemira's corporate strategy, values and the

1 Kemira Code of Conduct from tax perspective and to support management in high ethical corporate responsibilities.

The scope of Kemira's tax strategy covers:

- Corporate income taxes
- Indirect taxes
- Customs duties
- Employment taxes
- Property taxes
- Energy and waste taxes
- Other applicable tax matters

Kemira's global tax team is responsible for managing and executing Kemira's Tax Policy. The global tax team is a part of Kemira CFO organization and it is responsible for preparing, documenting and executing Kemira's tax strategy and group level tax considerations. The issues prepared and presented by the global tax team are approved by the CFO, the Management Board or the Board of Directors of Kemira Oyj according to Tax Policy.

TAX COMPLIANCE

2 We are committed to meet all statutory compliance obligations in each jurisdiction. Our target is to comply with the applicable tax rules in our operating countries for all tax filing, tax reporting and tax payment obligations, including DAC6 reporting. Kemira is committed to react to the tax authorities' requests in a timely manner.

We apply the OECD standards in cross-border transactions and we ensure that our transfer pricing is in accordance with the "arm's length principle". Kemira also meets the transfer pricing and Country-by-Country ("CbC") reporting requirements in each jurisdiction as required.

3

SUSTAINABLE APPROACH TO TAX PLANNING AND RISK LEVEL

We create value to our stakeholders by optimizing the tax efficiency of business operations, including applying tax incentives and exemptions. This is always aligned with our commercial objectives as taxation is a consequence of business operations and is, therefore, based on business decisions and needs. We do not operate in tax haven countries for tax reasons. Kemira targets a low tax risk level and does not engage in artificial arrangements.

4

TAX RISK MANAGEMENT AND TAX RISKS

Tax risks are identified within Kemira's risk assessment process and managed in alignment with Kemira's enterprise risk management system. Kemira communicates general tax related principles within the group and has harmonized practices and working methods for tax matters.

The day to day tax affairs are managed by Kemira's global tax team together with the relevant local finance team according to the Kemira's Tax Policy. Processes relating to different taxes are allocated to appropriate specialists within the global tax team who carry out a review in order to identify key risks and to set mitigating controls in place. Kemira has reduced the level of tax risks by implementing various internal processes, tools and analytics.

Our target is to mitigate tax risks by:

- monitoring all applicable laws, rules and regulations, case law and disclosure requirements globally;
- ensuring that all decisions are taken at an appropriate level and supported with documentation evidencing the facts, conclusions and risks involved;
- seeking professional advice and opinions from independent external advisors in complex and uncertain tax matters; and
- aiming to achieve certainty in tax positions.

5

TRANSPARENCY AND RELATIONSHIP WITH THE TAX AUTHORITIES

We are transparent and proactive in all interactions with the tax authorities. We have an open and positive working relationship with the tax authorities and we aim at constructive dialogue with them. We are committed to prompt disclosure and transparency in all tax matters with the tax authorities. In cases of different interpretations between Kemira and the tax authorities, Kemira aims to resolve such differences in a constructive and professional way with the intention to effectively bring matters to a conclusion.



Financial statement disclosures

Kemira publishes tax information as a part of the group's financial statements. See Note 2.6 Income taxes and Note 4.4 Deferred tax liabilities and assets to the consolidated financial statements. The Management evaluates regularly the positions taken in the tax returns to identify situations in which the applicable tax regulation may be subject to interpretation. The Management evaluates also other potential uncertainties related to the tax positions identified in the tax audits or tax disputes. The potential provisions are recorded based on estimated outcome and probability.

The tax reconciliation below explains the difference between the statutory tax rate in Finland compared to the rate at which Kemira is effectively taxed as per the tax charge on the income statements.

RECONCILIATION BETWEEN TAX EXPENSE AND TAX CALCULATED TAX RATE

EUR million	2021	2020
Profit before tax	143.3	181.0
Tax at parent's tax rate 20%	-28.7	-36.2
Foreign subsidiaries' different tax rate	-3.3	-1.9
Non-deductible expenses and tax-exempt profits	-1.8	-2.3
Share of profit or loss of associates	-0.1	0.0
Tax losses during the period without deferred tax	-0.9	-4.1
Tax for prior years	-1.9	-0.1
Effect of change in tax rates	0.0	0.1
Utilization of prior years' tax losses with no deferred tax	3.5	0.0
Changes in deferred taxes related to prior years	5.1	1.5
Total taxes	-28.2	-43.0

The effective income tax rate was **19.6%** (23.8%).

At the end of 2021, the subsidiaries had EUR **98.1** million (140.2) tax losses, of which no deferred tax benefits have been recognized. The subsidiaries' tax losses are incurred in different currencies and born mainly in Brazil and China.

DEFERRED TAXES

Deferred taxes illustrate timing differences between accounting and taxation. The most significant deferred taxes are elaborated below:

DEFERRED TAXES IN THE BALANCE SHEET

	1 Jan 2021	Change 2021	31 Dec 2021
Deferred tax liabilities			
Depreciation and untaxed reserves	51.6	5.7	57.3
Other shares	18.0	10.0	28.0
Defined benefit pensions	10.2	4.4	14.6
Fair value adjustments of net assets acquired	1.7	-0.6	1.1
Other items	5.1	6.3	11.4
Total	86.5	25.9	112.4
Deferred tax assets deducted	-34.6		-35.3
Deferred tax liabilities in the balance sheet	52.0		77.1
Deferred tax assets			
Provisions	17.9	2.4	20.3
Tax losses	13.6	-2.4	11.2
Defined benefit pensions	11.6	-0.7	10.9
Other	19.0	4.3	23.3
Total	62.1	3.7	65.8
Deferred tax liabilities deducted	-34.6		-35.3
Deferred tax assets in the balance sheet	27.6		30.5

KEMIRA'S TAX FOOTPRINT AT GROUP LEVEL

The tax footprint report for year 2020 is prepared at region level, including total amounts of all material tax expenses on *Taxes borne* and *Taxes collected* basis.

TAX FOOTPRINT 2021¹

EUR million	Group		EMEA		Americas		APAC	
	2021	2020	2021	2020	2021	2020	2021	2020
Taxes borne								
Corporate income taxes (excluding deferred taxes)	32.4	38.3	22.0	32.6	9.9	4.9	0.5	0.8
Customs duties	10.6	9.4	1.6	1.6	5.3	4.1	3.7	3.7
Property taxes	5.6	5.5	2.1	1.9	2.8	3.0	0.7	0.6
Waste, energy and excise taxes	5.3	6.5	4.9	6.4	0.3	0.0	0.0	0.0
Cost of indirect taxes	3.5	2.7	0.4	0.4	1.3	1.1	1.7	1.1
Total taxes borne	57.4	62.3	31.1	42.9	19.7	13.2	6.6	6.2
Taxes collected								
VAT, GST, sales and use tax	82.2	73.4	67.0	56.9	10.3	12.0	5.0	4.6
Payroll taxes	71.8	71.4	46.3	43.9	22.1	24.5	3.4	2.9
Total taxes collected	154.0	144.8	113.2	100.8	32.4	36.5	8.4	7.5

¹ Tax footprint is prepared based on the financial statement figures (e.g. corporate income taxes), non-audited figures derived from Kemira's ERP. Volumes of customs duties are estimated based on transaction values and applicable customs duty rates and treatments for the year 2021.

² Gross amount, no refunds included.

OTHER PAYMENTS TO GOVERNMENTS

In addition to different taxes borne or collected by Kemira, we also make other contributions and compulsory payments to governments. For example, in 2021, we paid and collected globally EUR **67.4** million (EUR 64.4 in 2020) employers' and employees' social security payments.

As the Finnish state's investment company Solidium Oy is a significant shareholder of Kemira, Kemira contributes yearly dividend distributions to the Finnish state. Dividends to Solidium Oy were EUR **9.2** million in 2021 (EUR 8.8 million in 2020).

TAX APPEALS

Due to Kemira's extensive international operations, the Group is involved in a number of tax related legal proceedings incidental to these operations and it does not expect the outcome of these currently pending legal proceedings to have a materially adverse effect upon its consolidated results or financial position.

COMPANIES REGISTERED IN COUNTRIES CONSIDERED AS TAX HAVENS

International public organizations such as the OECD, the EU and the Global Forum have defined their criteria for tax haven jurisdictions. EU and OECD have published lists of jurisdictions considered as non-cooperative tax havens.

Kemira does not operate in tax haven countries or countries with preferential tax regimes for tax reasons. Kemira has no registered companies in the non-cooperative tax haven countries listed by the EU or OECD. Kemira's subsidiaries are listed in the Note 6.2 to the consolidated financial statements.

Kemira has certain production operations in Free-Trade Zones. However, it is likely that the 15% minimum tax requirement according to OECD Pillar II would not apply due to the strong substances in these jurisdictions (for example, production assets and employees).

In addition to the registered companies, Kemira carries on global sourcing and sales operations in few countries which have been considered as tax havens by the OECD, the EU and the Global Forum. As Kemira is a multinational company with operations in over 100 countries, pure business operations cannot be avoided in all of the listed countries in order to run business efficiently and reasonably from commercial perspective. In those jurisdictions, Kemira has strong substance and commercial setup.

TAX DEFINITIONS	
Corporate income tax	All taxes which are based on the taxable profits of a company and temporary differences between accounting values and tax bases, as defined in the International Financial Reporting Standard IAS12.
Current tax	The corporate income tax due in respect of taxable profits of an accounting period, as defined in the International Financial Reporting Standard IAS12.
Deferred tax	The corporate income tax due in respect of temporary differences between accounting values and tax bases, as defined in the International Financial Reporting Standard IAS12.
Effective income tax rate	Income tax expense divided by Profit before income tax.
Profit before tax	Accounting profit for a period before deducting a charge for corporate income taxes.
Tax	Any amount of money required to be paid to a government without receiving any services, whether by law or by agreement, including without limitation corporate income tax, production taxes, property taxes, employment taxes, sales taxes, asset transfer tax and any other required payments.
Tax borne	Taxes which a company is obliged to pay to a government, directly or indirectly, on that company's own behalf in respect of an accounting period. Taxes borne include corporate income taxes (excluding deferred taxes), property taxes, excise taxes, custom duties, waste taxes and cost of indirect taxes.
Tax collected	Tax which a company is obliged to pay to a government on behalf of another person or a company. Taxes collected include VAT, GST, sales and use tax, payroll taxes and withholding taxes.
Total tax rate	Taxes borne divided by profit before tax increased by taxes borne in operating profit.

KEMIRA is a global leader in sustainable chemical solutions for water intensive industries. We provide best suited products and expertise to improve our customers' product quality, process and resource efficiency. Our focus is on pulp & paper, water treatment and energy industry. In 2021, Kemira had annual revenue of around EUR 2.7 billion and around 5,000 employees. Kemira shares are listed on the Nasdaq Helsinki Ltd.

WWW.KEMIRA.FI